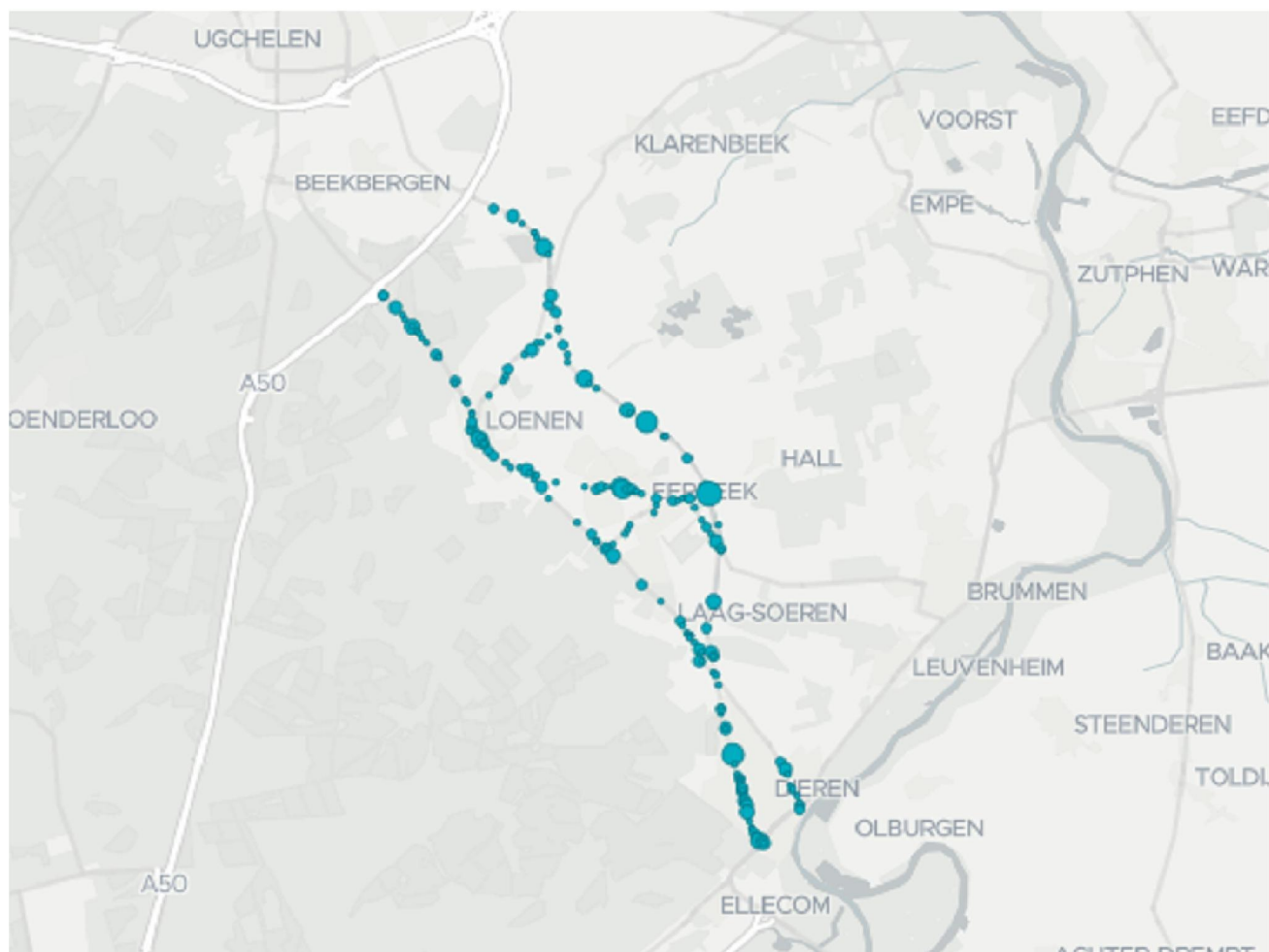
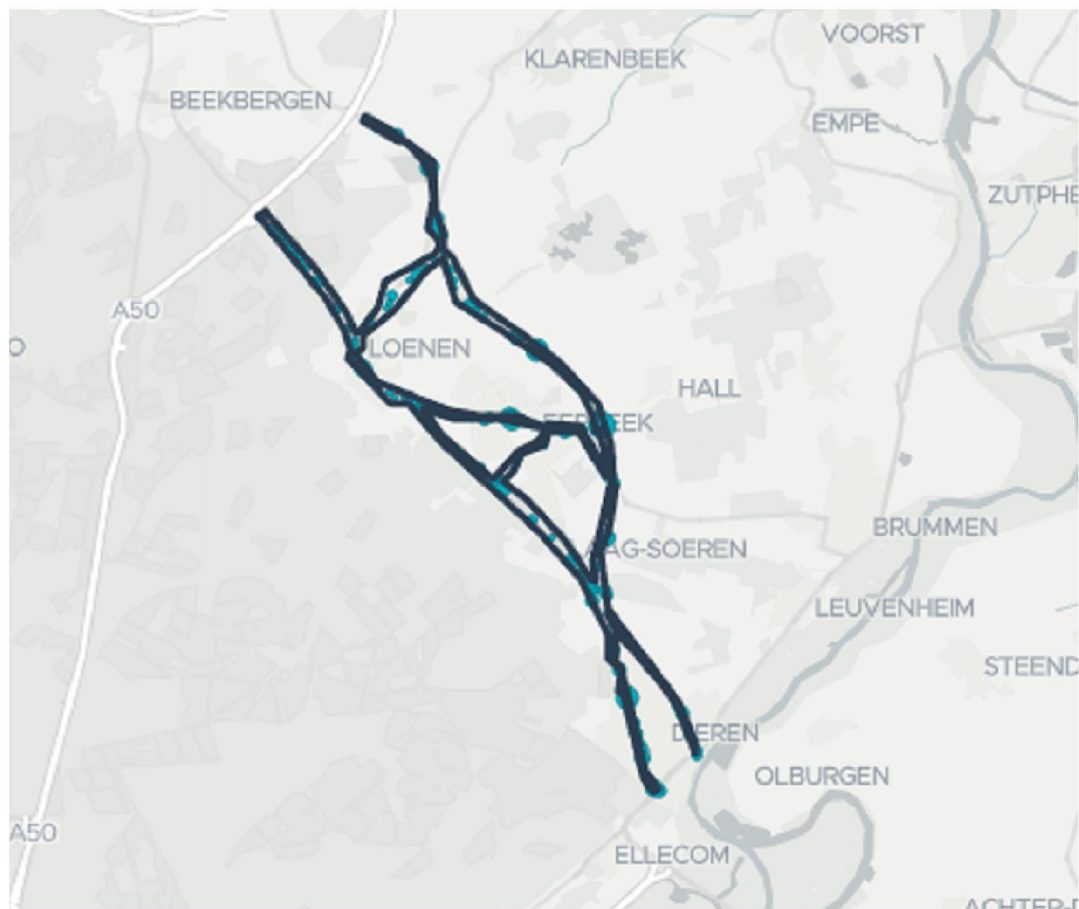


VIA Eerbeek Loenen (Hoofdwegen) Ongevallen 1-1-2014 t/m 31-12-2021 (geregistreerde ongevallen)



Totale periode 2014-2021:

| Omschrijving | | | | | | |
|---|-----|-----|-----|----|----|---|
| <input type="checkbox"/> 2014 | 25 | 37 | 25 | 2 | 2 | 0 |
| <input type="checkbox"/> 2015 | 26 | 46 | 37 | 10 | 8 | 2 |
| <input type="checkbox"/> 2016 | 22 | 40 | 35 | 6 | 4 | 2 |
| <input type="checkbox"/> 2017 | 61 | 110 | 92 | 8 | 8 | 0 |
| <input type="checkbox"/> 2018 | 45 | 88 | 73 | 4 | 4 | 0 |
| <input type="checkbox"/> 2019 | 57 | 109 | 92 | 10 | 10 | 0 |
| <input type="checkbox"/> 2020 | 59 | 116 | 93 | 12 | 11 | 1 |
| <input type="checkbox"/> 2021 | 51 | 96 | 85 | 8 | 6 | 2 |
| <input type="radio"/> Selectie totalen | 346 | 642 | 532 | 60 | 53 | 7 |
| <input checked="" type="radio"/> Totaal | 346 | 642 | 532 | 60 | 53 | 7 |

1 tot 8 van 8 resultaten

(ongevallen / partijen / betrokkenen=personen / slachtoffers / gewonden / doden)

Verdeling naar leeftijden:

| Omschrijving | | | | | | |
|---|-----|-----|----|----|---|---|
| <input type="checkbox"/> 0 t/m 11 jaar | 3 | 3 | 0 | 0 | 0 | 0 |
| <input type="checkbox"/> 12 t/m 15 jaar | 4 | 4 | 2 | 2 | 0 | 0 |
| <input type="checkbox"/> 16 t/m 17 jaar | 8 | 8 | 3 | 3 | 0 | 0 |
| <input type="checkbox"/> 18 t/m 24 jaar | 67 | 67 | 4 | 3 | 1 | 1 |
| <input type="checkbox"/> 25 t/m 39 jaar | 139 | 140 | 8 | 7 | 1 | 1 |
| <input type="checkbox"/> 40 t/m 49 jaar | 81 | 82 | 6 | 6 | 0 | 0 |
| <input type="checkbox"/> 50 t/m 59 jaar | 104 | 104 | 14 | 14 | 0 | 0 |
| <input type="checkbox"/> 60 t/m 69 jaar | 64 | 65 | 11 | 10 | 1 | 1 |
| <input type="radio"/> Selectie totalen | 642 | 532 | 60 | 53 | 7 | 7 |
| <input checked="" type="radio"/> Totaal | 642 | 532 | 60 | 53 | 7 | 7 |

Verdeling ongevallen wegvak – kruispunt:

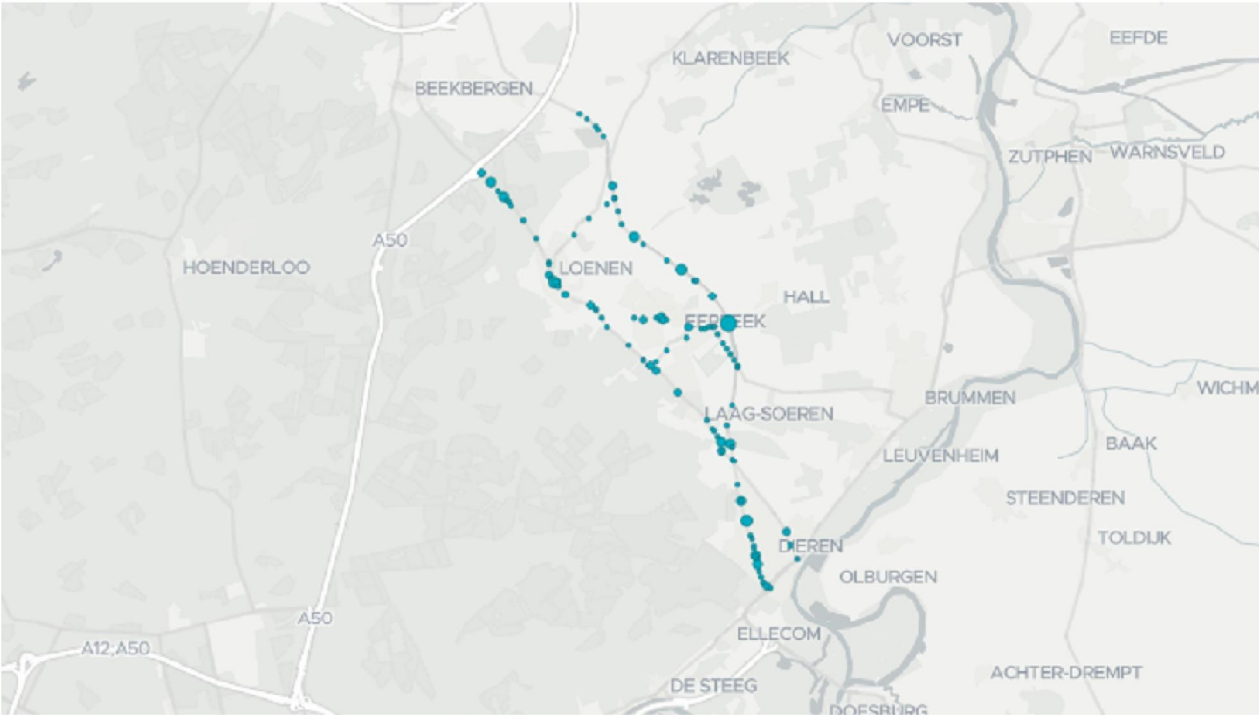
| Omschrijving | | | | | | |
|---|-----|-----|-----|----|----|---|
| <input type="checkbox"/> Kruispunt | 165 | 351 | 306 | 27 | 26 | 1 |
| <input type="checkbox"/> Wegvak | 181 | 291 | 226 | 33 | 27 | 6 |
| <input type="radio"/> Selectie totalen | 346 | 642 | 532 | 60 | 53 | 7 |
| <input checked="" type="radio"/> Totaal | 346 | 642 | 532 | 60 | 53 | 7 |

Aard ongeval:

| Omschrijving | | | | | | |
|---|-----|-----|-----|----|----|---|
| <input type="checkbox"/> Dier | 3 | 6 | 2 | 0 | 0 | 0 |
| <input type="checkbox"/> Eenzijdig | 8 | 9 | 9 | 6 | 4 | 2 |
| <input type="checkbox"/> Flank | 100 | 208 | 187 | 13 | 12 | 1 |
| <input type="checkbox"/> Frontaal | 30 | 59 | 59 | 12 | 11 | 1 |
| <input type="checkbox"/> Kop/staart | 53 | 123 | 116 | 4 | 4 | 0 |
| <input type="checkbox"/> Los voorwerp | 11 | 28 | 15 | 4 | 3 | 1 |
| <input type="checkbox"/> Onbekend | 96 | 116 | 101 | 15 | 15 | 0 |
| <input type="checkbox"/> Vast voorwerp | 45 | 93 | 43 | 6 | 4 | 2 |
| <input type="radio"/> Selectie totalen | 346 | 642 | 532 | 60 | 53 | 7 |
| <input checked="" type="radio"/> Totaal | 346 | 642 | 532 | 60 | 53 | 7 |

Periode 2019-2021:

| | | | | | | |
|-----------------|-----|-----|-----|----|----|---|
| Zoeken in tabel | | | | | | |
| Omschrijving | | | | | | |
| 2019 | 57 | 109 | 92 | 10 | 10 | 0 |
| 2020 | 59 | 116 | 93 | 12 | 11 | 1 |
| 2021 | 51 | 96 | 85 | 8 | 6 | 2 |
| Selectie totaal | | | | | | |
| | 167 | 321 | 270 | 30 | 27 | 3 |
| Totaal | 167 | 321 | 270 | 30 | 27 | 3 |



Periode 2016-2018:

| | | | | | | |
|------------------|-----|-----|-----|----|----|---|
| Zoeken in tabel | | | | | | |
| Omschrijving | | | | | | |
| 2016 | 22 | 40 | 35 | 6 | 4 | 2 |
| 2017 | 61 | 110 | 92 | 8 | 8 | 0 |
| 2018 | 45 | 88 | 73 | 4 | 4 | 0 |
| Selectie totalen | | | | | | |
| | 128 | 238 | 200 | 18 | 16 | 2 |
| Totaal | 128 | 238 | 200 | 18 | 16 | 2 |

