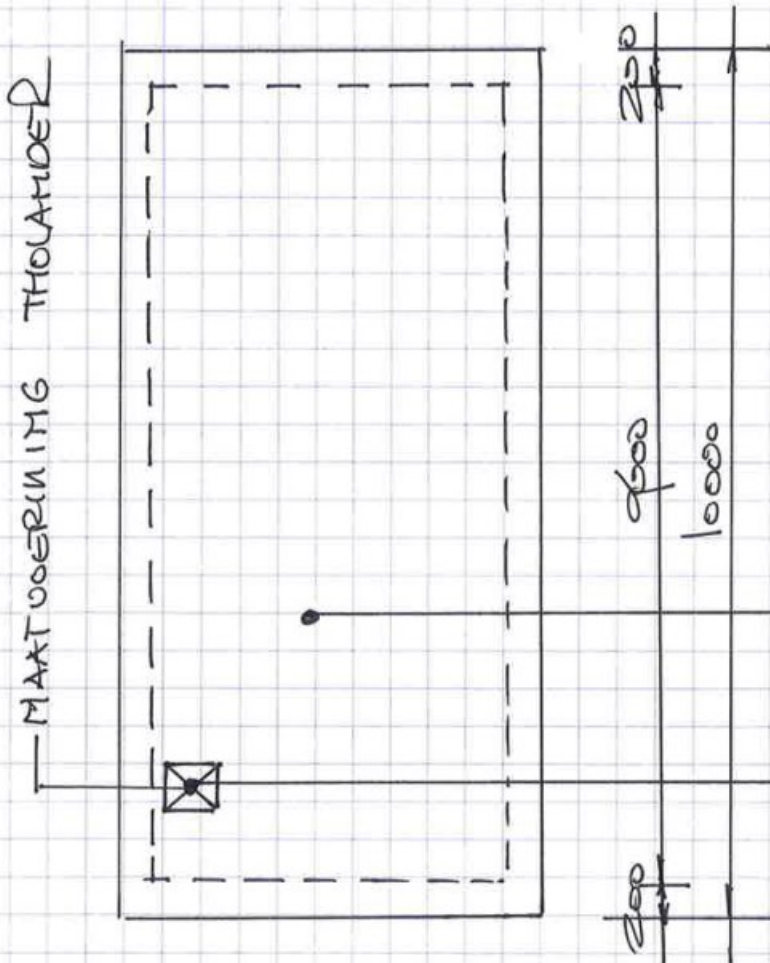




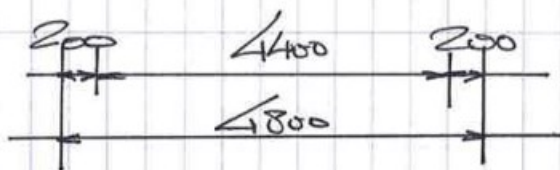
2017-060  
27-8-2018

BIJLAGE TECHNISCHE  
THOLANDER

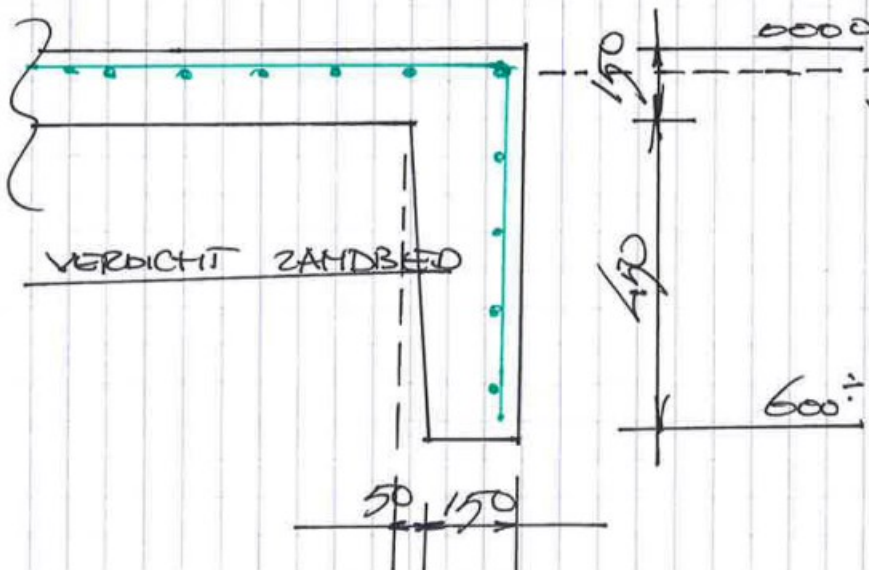


ROUW BELASTING  
 $850 \text{ kg/m}^2 = 8,50 \text{ kN/m}^2$

INTEGRIEREN  
STRAATKOLK  
(ZIE OVERZICHT THOLANDER)  
B-12072 (BIJLAGE)



VLOERDIKTE 150 MM  
VORSTRAND 200/150 MM  
VORSTUUR 600 MM  $\div$  PEIL



WAPENING  $\#6-150$  #  
OMZETTEN IN VORSTRAND

BETONKwaliteit C20/25  
MILIEUKwaliteit XC2/XA2  
DEKking 30







