
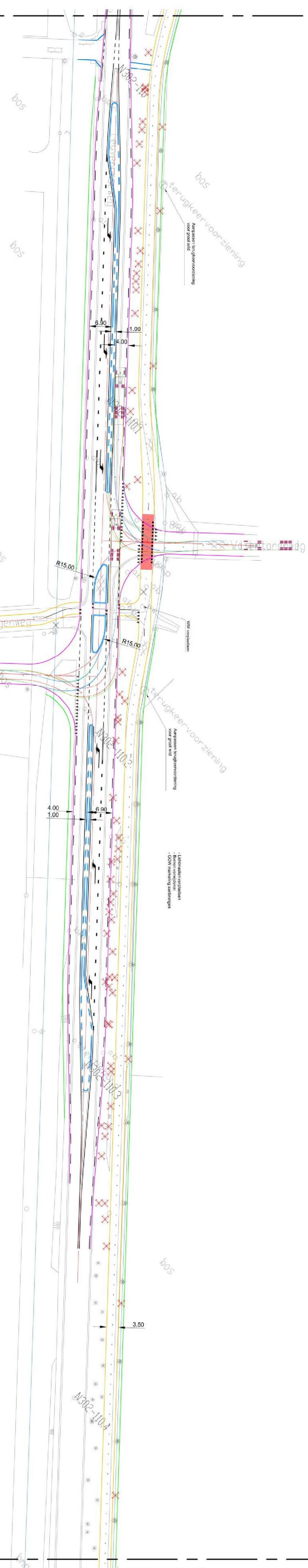






























Situatie
School 1:500



Situatie
School 1:500

Voor aansluiting zie tekening 60750233-101-01

Verklaring

	CFC-venster shade		Measuring: approximately 150 mm
	Bevelde afwerking/trim		Measuring: 9 - 150 mm
	Nieuw afwerking/trim		Measuring: 2 - 150 mm
	A afwerking/trim		Measuring: 1 - 150 mm
	Mosaïef		Measuring: 1 - 200 mm
	Kerf afwerk /trim		Measuring: 20-250, 100 mm
	Kerf afwerk /trim		Measuring: 270-360, 100 mm
	Tricoupen en opslachten		Measuring: approximately 100 mm
	Pado afwerking		Measuring: between 50-55
	Pado afwerking		Measuring: approximately 70
	Overhead deur/trim		Measuring: approximately 50
	Non-temperatuur		Measuring: L&K, componen build
	Bistadeo deur /trim		Measuring: L&K, componen afwerking
	Afwerking nieuw afwerk		Measuring: approximately 150 mm

[illegible]